

Empower Your Investments: Automate ESG & SFDR compliance with Datia for a Sustainable Future

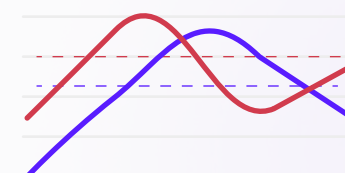
Investors are facing new challenges with the increasing demand for sustainability and regulatory reporting. **Here's how Datia can help:**

- ✓ **Access transparent and traceable sustainability data**
+1.5m KPIs, +16,000 global companies, +250,000 funds, and +170 sovereign nations.
- ✓ **Save time with automated portfolio and entity-level calculations**
- ✓ **Generate reports in minutes** following the latest frameworks: SFDR PAI statements, EETs and EU Taxonomy, Client ESG Reports and more
- ✓ **Identify** new investment opportunities based on your sustainability strategy
- ✓ **Seamlessly integrate your systems** and data through Datia's API
- ✓ **Best in class Data reported/estimation** attribution with links to sustainability reports and sources for each datapoint

Our customer network includes wealth managers, asset managers, asset owners among other FMPs. **Combined, they have over €200B+ assets under management (AUM).**



Greenhouse gas intensity



Mandatory PAIs

Table 1

- ✓ Greenhouse gas emissions
- ✓ Biodiversity
- ✓ Water
- ✓ Waste
- ✓ Social and employee matters



Tobacco

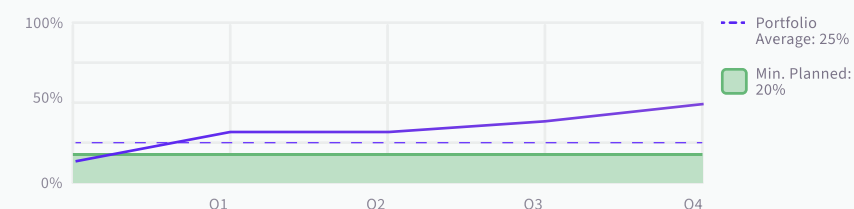
19 companies



34.60% AUM

Life below water

Sustainable Investments



EU Regulatory & Compliance Frameworks

PAI Statement (SFDR)

- ✓ Automate data gathering and calculations of mandatory and additional PAIs for your products and entity
- ✓ Evaluate the evolution of your portfolios in the PAIs impact through time with the quarterly and yearly automated aggregations
- ✓ Export PAI Statements in .doc, .pdf and Excel versions
- ✓ Compare portfolio impacts with benchmarks
- ✓ Automate your portfolio PAI values within your EETs
- ✓ See the portfolio's PAIs impact by sectors, and regions.

EET Templates

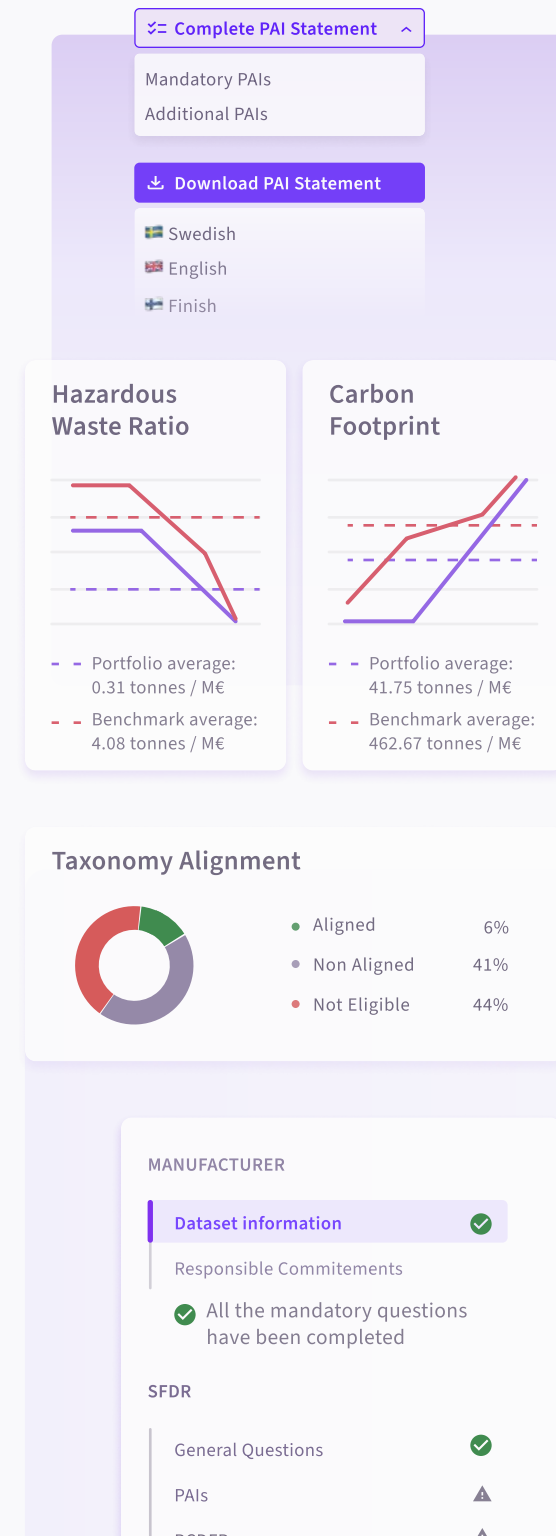
- ✓ Easily submit only relevant inputs to your portfolio on a step-by-step form to export your EET
- ✓ Automatically integrate aggregated data from Taxonomy, PAIs and Sustainable Investments
- ✓ Reuse previous EETs and save time in the future
- ✓ Centralize your EET files at entity level and keep track of the progress

EU Taxonomy (SFDR)

- ✓ Automate full portfolio's aggregation from the Taxonomy Alignment and Non-alignment with and without fossil gas and nuclear energy
- ✓ Evaluate the evolution of your portfolios Taxonomy Alignment through quarters and years
- ✓ Automate your portfolio's taxonomy values into your EET
- ✓ Address economic activities across environmental objectives and their contribution to the taxonomy
- ✓ See detailed EU Taxonomy eligibility and alignment of each company in your portfolio

MiFID II Reports

- ✓ Automate the sustainability distribution of your client investments
- ✓ Help clients evaluate their ESG performance
- ✓ Identify the leaders and laggards in each ESG topic for your clients' portfolios
- ✓ Assist clients with portfolio index benchmarks
- ✓ Integrate the sustainability distribution of your client portfolios through our API solution



Sustainable & Impact Investing

Sustainable Investments

- ✓ Create your own methodology and quickly assess the percentage of sustainable investments in your portfolios
- ✓ Define KPIs thresholds among your sustainability criteria
- ✓ Evaluate your portfolio's percentage of sustainable investments through time
- ✓ See how are the assets classified and identify outliers
- ✓ Screen among Fund of Funds by applying your methodology to the underlying assets or by considering the values reported by the funds in their EET files

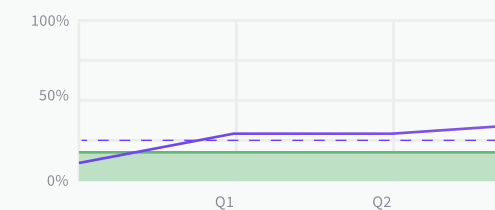
ESG

- ✓ Automate the ESG scores of your portfolios and compare against benchmarks
- ✓ Identify your portfolio's AUM in controversial business involvements in your portfolio with revenue's association
- ✓ Grasp best and worst assets in each E, S and G topics.
- ✓ Identify your portfolio's AUM in sanctioned nations
- ✓ Navigate across your portfolio companies ESG impacts and compare them with industry leaders
- ✓ Export ESG reports in PDFs

Temperature Score

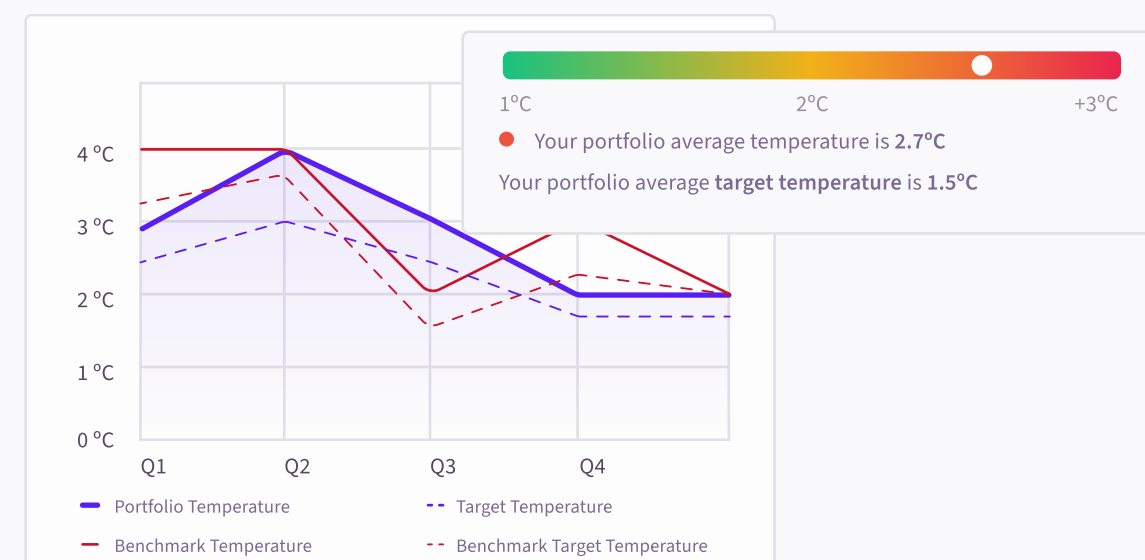
- ✓ See how your portfolios are impacting temperature rise and alignment with the Paris Agreement
- ✓ Visualize the temperature impact from your portfolio over time, and compare it with your target and with the benchmarks of your choice
- ✓ See the companies' individual temperature target and score using the CDP-WWF temperature rating methodology
- ✓ Quickly address top positive and negative contributors in your portfolio across quarters and which are less likely to meet their targets

Sustainable Investments



Controversial exposures

Alcohol × Weapons ×
Fossil Fuels ×



Company	Weight	Rating (°C)	Target	Base Year
Wunsch, Fadel	14.5%	1.7°C	1.5°C	2023
Stracke LLC	20.3%	2.4°C	1.7°C	2023
Beatty, Orr	40.5%	2.2°C	1.8°C	2023

Sustainable & Impact Investing

Periodic Report (Annex IV & V)

- ✓ Create your own methodology and quickly assess the percentage of sustainable investments in your portfolios
- ✓ Define KPIs thresholds among your sustainability criteria
- ✓ Evaluate your portfolio's percentage of sustainable investments through time
- ✓ See how are the assets classified and identify outliers
- ✓ Screen among Fund of Funds by applying your methodology to the underlying assets or by considering the values reported by the funds in their EET files

SDGs

- ✓ View the revenue alignment for each goal, including the most aligned and misaligned
- ✓ See your portfolio's AUM aggregation contributing to each SDG
- ✓ Screen by SDG or by company to assess how is your portfolio linked
- ✓ Search for +16,000 companies in our universe and see which SDGs are they connected with
- ✓ Quick export your portfolio connections with the SDGs

Sustainable Investments

- Select the year to include portfolio snapshots

Fiscal Year

2024

Portfolios for all quarters are included
- What is your product article?

☐ Article 6
☒ Article 8
☐ Article 9
- Which methodologies should be considered to calculate the **total** percentage of Sustainable Investments?

(2) Selected

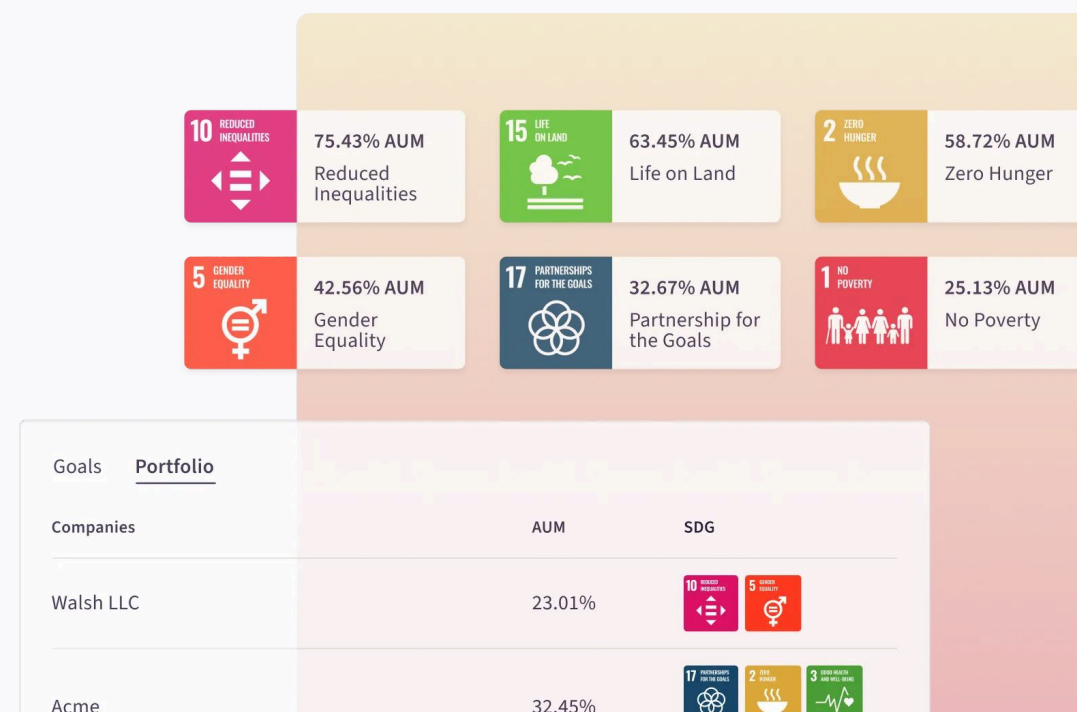
2024

<input type="checkbox"/> Portfolios (4)	Status	Latest Updated by
<input checked="" type="checkbox"/> Acme Fund	Completed	user@domain.com...
<input checked="" type="checkbox"/> Glover - Poulos	In progress	user@domain.com...
<input type="checkbox"/> Padberg Group	Pending	-
<input type="checkbox"/> Kassulke - Sauer	In progress	user@domain.com...

Select the language of the report

Swedish

Export Periodic Report



Testimonials



“We spend a lot less time updating, for example, EET files, which is very manual, approximately 616 data points and beforehand took us around a day or two. With Datia, we can update our files in just ten minutes.”

Sensor Fonder, Sweden

S E N S O R
F O N D E R

“Datia enables us to easily visualize and evaluate how the economic activities of our investments correspond with our social and sustainable governance goals, ensuring accurate measurement and compliance with our commitments.”

Landkreditt, Norway

Landkreditt

“We are happy to use Datia to further progress our commitment to sustainability while ensuring that we are fully optimizing how we handle our funds with efficiency and value for our shareholders.”

Gutenberg Finance, France

Gutenberg
FINANCE

About us

Datia is a climate fintech company on a mission to empower investors' transition to sustainable finance, serving asset managers, asset owners, wealth advisors, and tech platforms.

Founded in 2019 and headquartered in Stockholm, Sweden, Datia has a customer network with over €200B+ assets under management (AUM) and works with some of the most reputable investors in the Nordics.

Our team is a global and diverse group of technologists, designers, and sustainability experts proud to be contributing to a more sustainable future.

[GET STARTED](#)

We are trusted by highly reputable institutions in Europe

